

Backup Remote FTP Server to ReadyNAS[®]

Using the integrated Backup Manager, you can configure your ReadyNAS® storage device to backup a remote FTP server in just a few steps:

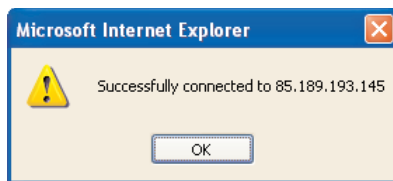
- In the Backup Manager, select the "Add a New Backup Job" tab
- Select a backup source. In this example we will use "Remote: FTP Site"

STEP 1 - Select backup source

Specify what you want to backup. The path you want to backup can be in a share on this device (a USB disk attached to this device will show up as a share) or located remotely. The backup source and destination cannot both be remote shares.

Remote: FTP Site Host: 85.189.193.145
 Path: Browse
 Login: remote Password:

Once you have entered all source information, select "Test connection" to ensure the connection can be established.



- Select a backup destination, in this example we will use the local ReadyNAS "backup" share.



STEP 2 - Select backup destination

Specify where you want your backup data saved. As with the backup source, the destination path can be a share on this device or a path on a remote PC or device.

Share: backup Host:
 Path: Browse
 Login: Password:

Next, choose your desired backup schedule and other backup options.

In addition to this schedule, the backup job can be run manually at any time by clicking "Go"

| Enable | Job | Source Destination | When | Status | Logs | |
|-------------------------------------|-----|-----------------------------------|--|---|---|---------------------------------------|
| <input checked="" type="checkbox"/> | 001 | ftp://85.189.193.145/ [backup] | Weekdays Every 24 hr between 00-23 | ● In Progress |   | <input type="button" value="Cancel"/> |
| Thu Jul 2 15:04 | | | | | | |

The status of the completed backup job can be viewed by clicking the "View logs" icon.

The Backup Button can also be associated with the backup job.

NETGEAR, the NETGEAR logo, Connect with Innovation and ReadyNAS are trademarks and/or registered trademarks of NETGEAR, Inc. and/or its subsidiaries in the United States and/or other countries. Other brand names mentioned herein are for identification purposes only and may be trademarks of their respective holder(s). Information is subject to change without notice. © 2010 NETGEAR, Inc. All rights reserved.